Heiztechnik®

CATALOGUE
04.2022



CALLA
HEAT PUMPS

Heiztechnik Production Company is a modern factory that produces heating devices with capacity from 3.9 kW to 7 MW. Production takes place in modern production facilities using high-tech machine park - laser steel cutting devices, numerically controlled press brakes and robotic welding posts. Our products are characterized by very high energy efficiency, as well as simple and easy operation. The design office continuously modernizes and prepares new heating devices for production. The company's success is the creation of a series of eco-friendly GreenLine boilers with capacity up to 480kW. The boilers of this series meet the highest requirements for environmental protection and energy efficiency set for **class 5** and **ECO DESIGN.**

The first **CALLA** 10kW heat pumps were manufactured in 2011 and were intended for heating residential buildings. Over the following years, a team of engineers worked on the development of heat pumps in order to obtain the best technical and operational parameters. Parameters of the devices in use were analyzed, information from users and installers was collected. The result was a series of high-tech **CALLA VERDE** inverter heat pumps with capacity of 5-20 kW. **CALLA VERDE** pumps use the latest refrigerant **R452B**, which has been manufactured for high-performance heat pumps and is the answer to increasingly stringent environmental requirements. The use of **R452B** and modern components has resulted in the heat pumps achieving very high COP (7.3) and SCOP (4.65) ratios. Moreover, the devices are very quiet. The operating parameters are confirmed by tests in an independent accredited laboratory.

Heiztechnik products constitute probably the widest range of heating devices in Poland and are appreciated in both domestic foreign markets.

CALLA

CALLA VERDE M - Monoblock

Heat pump designed for **heating and cooling of confined spaces** and production of domestic hot water in an external or integrated tank. A refrigeration system made of state-of-the-art components guarantees very high performance.

50 dB(A)

COP do 6,6

R452B

CALLA VERDE M
5 - 12 kW

53 dB(A)

COP do 7,3

A+++

CALLA VERDE M
14 - 20 kW

CALLA VERDE M is a modern, inverter air heat pump, which is designed as the primary heat source for residential buildings with a cooling function during the summer. The **CALLA VERDE M** heat pumps are the first certified devices on the domestic market to use the refrigerant **R452B**, which was manufactured for high-performance heat pumps and meets strict environmental requirements.

The use of an inverter compressor, with the latest **R452B** refrigerant and modern components, made it possible to achieve high **COP (up to 7.32) and SCOP (up to 4.65**) as well as high heating water temperatures up to 65°C (without using an electric heater).

The **CALLA VERDE M** heat pump is a unit prepared as an independent, complete heat source for newly built but also for modernized buildings with underfloor and radiator heating systems. The use of a modulated capacity inverter compressor eliminated the need for a buffer tank, which significantly reduces the cost of installing the heat source and saves space.

The **CALLA VERDE M** pump with its hydraulic modules is a ready-made heating solution for buildings.
The operating parameters of the pump are confirmed by tests at a certified research institute.

INTERNAL UNITS

BASIC
HANGING AUTOMATION MODULE

STYLE
HANGING AUTOMATION MODULE
WITH HYDROBOX

COMFORT / COMFORT II
UPRIGHT HYDROBOX
WITH DHW TANK
AND HYDRAULIC MODULE

In order to improve the product, ***Heiztechnik*** reserves the law to change specifications and equipment. The above prospectus does not constitute an offer within the meaning of commercial law.

CALLA

Characteristics of the CALLA VERDE M heat pump unit with internal modules:

- The pump is equipped with a modern Copeland Scroll™ inverter compressor with variable speed and high modulation of heating power.
- Large, color touch screen.
- Operation via the Internet.
- The entire heating system can be controlled.
- Optimal weather control.
- Cooperation with photovoltaic system.
- Wide operating temperature range.
- The electronic water circuit pump is continuously adjustable.
- Magnetic dirt separator.
- Electric heater with 3, 6, 9 kW operating grades.
- Heating water flow meter .
- Central Heating safety group.
- Very high COP values.
- Very quiet operation through the use of a large modern EC fan.
- Heat recovery from the inverter.
- Lower part of the evaporator heated with refrigerant - prevents the drip tray from freezing.
- Full diagnostics in automation of individual heat pump components.
- Possibility to work at a very low heating water temperature.
- Modern design.
- Internal unit made of galvanized steel, powder coated housing.
- External unit made of aluminum, powder coated housing.
- **The operating parameters of the heat pump are confirmed by a certified European institute.**

Strojírenský zkušební ústav, s.p., Brno, Česká republika
Engineering Test Institute, Public Enterprise, Brno, Czech Republic

OSVĚDČENÍ O ZKOUŠCE
TEST CERTIFICATE

Číslo – *Number* O-B-00189-20 rev. 1

Zákazník / *Customer*: NOVITERA, a.s., Západní 1810, 360 01 Karlovy Vary, Czech Republic, IČ: 27978095

Výrobce / *Manufacturer*: P.P. Hezztechnik Spółka z ograniczoną odpowiedzialnością Sp. K. Ul. Drogowców 7, 83-250 Skarszewy, Poland

Výrobek / *Product*: Tepelné čerpadlo vzduch/voda – monoblok / *Air/Water heat pump - Monobloc*

Typové označení / Obchodní označení / *Type designation / Trade mark*: Calla Verde M 20

Metody zkoušek / *Test methods*: ČSN EN 14511-2:2019, ČSN EN 14511-3:2019, ČSN EN 14825:2018, ČSN EN 12102-2018

Podklady pro vydání osvědčení / *Basis of certificate*: Protokoly o zkoušce – *Test reports*: 39-14429/2/T ze dne / of 2020-02-07; 39-14429/2/H ze dne / of 2020-02-07; Technické podklady zaslané firmou – *Technical documents submitted by* NOVITERA, a.s.

Referenční topné období / *Reference heating season*: „A" = average (Referenční návrhové podmínky pro vytápění T_{design} = -10 °C – *Reference design temperature* T_{design} = -10 °C)

Výsledky – *Results*:

NÍZKÁ TEPLOTA *LOW TEMPERATURE* (Referenční teplota vody 35 °C – *Reference water temperature 35 °C*)		PRŮMĚRNÁ TEPLOTA *MEDIUM TEMPERATURE* (Referenční teplota vody 55 °C – *Reference water temperature 55 °C*)
14.45	P_{design} [kW] … Plné zatížení vytápění – *Full load heating*	14.39
4.48	SCOP [–] … Sezónní topný faktor – *Seasonal coefficient of performance*	3.52

Venkovní teplota *Outdoor temperature* T_j [°C]	Deklarovaný tepelný výkon *Heating declared capacity* P_{dh} [kW]	Topný faktor při deklarovaném výkonu *Coefficient of performance at the declared capacity* COP_d [–]	Venkovní teplota *Outdoor temperature* T_j [°C]	Deklarovaný tepelný výkon *Heating declared capacity* P_{dh} [kW]	Topný faktor při deklarovaném výkonu *Coefficient of performance at the declared capacity* COP_d [–]
T_j = -7	12.786	2.703	T_j = -7	12.733	2.105
T_j = +2	8.446	4.302	T_j = +2	8.144	3.381
T_j = +7	7.315	6.392	T_j = +7	7.042	4.908
T_j = +12	5.969	7.238	T_j = +12	6.050	5.963
T_j = TOL = -10	12.214	2.581	T_j = TOL = -10	12.015	1.907
T_j = $T_{bivalent}$ = -7	12.786	2.703	T_j = $T_{bivalent}$ = -7	12.733	2.105

O-B-00190-20 rev. 1, page 1 (2)

Strojírenský zkušební ústav, s.p., Brno, Česká republika
Engineering Test Institute, public enterprise, Pustevnova 7, 616 69 Brno, Czech Republic
www.ztu-brno.cz

	Basic	Style	Comfort	Comfort II
Automation	•	•	•	•
Color touch screen	•	•	•	•
Operation via the Internet	•	•	•	•
Control of the entire heating system	•	•	•	•
Optimal weather control	•	•	•	•
Electronic CH / DHW circuit pump, continuously adjustable from automation system	•	•	•	•
Magnetic dirt separator		•	•	•
Electric heater with 3, 6, 9 kW operating grades		•	•	•
Flow meter	•	•	•	•
Central Heating safety group		•	•	•
Domestic hot water tank			•	•
CH / DHW switch valve			•	•
Hydraulic system assembled in a compact housing		•	•	•
Wall-mounted design	•	•		
Floor standing design			•	•
Heating water pressure gauge		•	•	•
Heater contactors		•	•	•
Hydraulic connections at the top			•	•
Hydraulic connections at the bottom		•		
Direct CH cycle			•	
Direct CH circuit and CH circuit with mixing valve				•
DHW tank capacity for 5 - 12 kW			250 L	250 L
DHW tank capacity for 14 - 20 kW			275 L	275 L
Internal unit dimensions (H x W x Th)	450 x 315 x 132	770 x 640 x 400	**250L** - 1535 x 695 x 858	**250L** - 1535 x 695 x 900
			275L - 1770 x 695 x 858	**275L** - 1770 x 695 x 900
Weight	8,2 kg	40 kg	250 L - **195 kg**	250 L - **205 kg**
			275 L - **255 kg**	275 L - **265 kg**

DHW tank capacity: 5-12kW pump - 250l, 14-20kW pump - 275l

The dimensions given may vary from actual dimensions to 2%. Other detailed dimensions are available on the website.
In order to improve the product, ***Heiztechnik*** reserves the law to change specifications and equipment. The above prospectus does not constitute an offer within the meaning of commercial law.

Calla Verde M	5	7	9	12	14	16	18	20
Heating power [kW]	5	7	9	12	14	16	18	20
Dimensions of external unit (W x H x Th) [mm]	1120 x 860 x 485	1120 x 860 x 485	1360 x 860 x 560	1360 x 860 x 560	1350 x 1505 x 585	1350 x 1505 x 585	1350 x 1505 x 585	1350 x 1505 x 585
Height of the ext. unit stand [mm]	400	400	400	400	-	-	-	-
Weight [kg]	129	129	148	148	210	212	212	212
Refrigerant	R452B	R452B	R452B	R452B	R452B	R452B	R452B	R452B
Operating range	-25°C ÷ 40°C	-25°C ÷ 40°C	-25°C ÷ 40°C	-25°C ÷ 40°C	-25°C ÷ 40°C	-25°C ÷ 40°C	-25°C ÷ 40°C	-25°C ÷ 40°C
Refrigerant quantity [kg]	2,5	2,5	2,5	2,7	4,7	5,85	5,85	5,85
Global Warming Potential [GWP]	676	676	676	676	676	676	676	676
CO_2 equivalent [t]	1,69	1,69	1,69	1,82	3,18	3,95	3,95	3,95
Maximum current [A]	15	15	15	3 x 12	3 x 12	3 x 12	3 x 12	3 x 12
Supply voltage	230V 50Hz	230V 50Hz	230V 50Hz	3 x 400V 50 Hz	3 x 400V 50 Hz	3 x 400V 50 Hz	3 x 400V 50 Hz	3 x 400V 50 Hz

COP								
A-7/W35[1]	2,75	2,67	2,57	2,68	2,84	2,87	2,75	2,70
A2/W35[1]	4,12	4,19	4,22	4,16	4,37	4,39	4,37	4,30
A7/W35[1]	5,40	5,51	5,86	5,76	6,20	6,26	6,34	6,40
A12/W35[1]	6,12	6,21	6,46	6,65	7,32	7,14	7,19	7,24
A-7/W55[1]	1,78	1,74	1,89	2,06	2,24	2,03	2,16	2,11
A2/W55[1]	3,15	3,17	3,16	3,17	3,37	3,43	3,40	3,38
A7/W55[1]	4,27	4,30	4,37	4,85	4,96	5,05	4,94	4,91
A12/W55[1]	5,53	5,59	5,63	6,10	6,25	5,90	5,94	5,96

SCOP for 35 °C (underfloor heating) moderate climate (A)[3]	**4,25**	**4,28**	**4,38**	**4,35**	**4,63**	**4,65**	**4,63**	**4,58**
Seasonal energy efficiency [%][4]	167	168	172	171	182	183	182	180
Class	A++	A++	A++	A++	A+++	A+++	A+++	A+++
Rated thermal power	5	6	7	8	10	13	14	15
Max. power acc. to EN 14511 at A7/W35	5	7	9	12	14	16	18	20
TBIVALENT [°C]	-7	-7	-7	-7	-7	-7	-7	-7

SCOP for 55 °C(underfloor heating) moderate climate (A)[2/4]	**3,25**	**3,25**	**3,33**	**3,48**	**3,68**	**3,65**	**3,65**	**3,63**
Efficiency [%][4]	127	127	130	136	144	143	143	142
Class	A++	A++	A++	A++	A++	A++	A++	A++
Rated thermal power	5	6	7	8	10	13	14	15
Max. power acc. to EN 14511 at A7/W55	5	7	9	12	14	16	18	20
TBIVALENT [°C]	-7	-7	-7	-7	-7	-7	-7	-7

Sound power level LWA[3]								
Normal operation dB(A)	56	56	50	52	53	54	54	54
Night-time reduction dB(A)	55	55	49	51	52	53	53	53

[1] For nominal loads according to PN-EN 14511 [2] SCOP according to 14825:2019 [3] According to PN-EN 12102-1 [4] Class IV controller

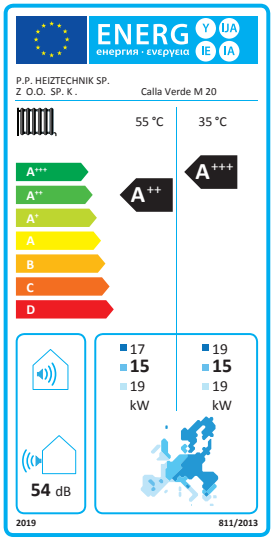

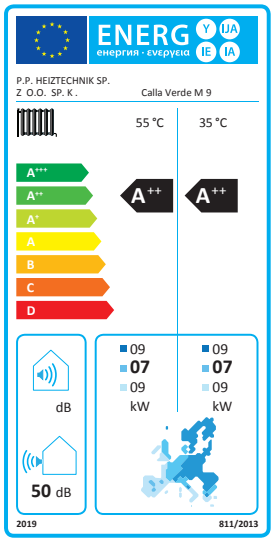

The dimensions given may vary from actual dimensions to 2%. Other detailed dimensions are available on the website.
In order to improve the product, ***Heiztechnik*** reserves the law to change specifications and equipment. The above prospectus does not constitute an offer within the meaning of commercial law.

CALLA VERDE Basic

CALLA VERDE M monoblock heat pump with hanging automation module - Basic

The pump is designed for **heating and cooling of** confined spaces and production of DWH in an external tank.
The compressor and refrigeration system are located in teh external unit.

The internal unit contains an automation system that controls the heat pump and hydraulic system.
The scope of delivery includes: room temperature sensor and a 3/4" differential discharge valve (to be installed by the installer).

CALLA VERDE M
(5 - 12 kW)

CALLA VERDE M ON A STAND - OPTION
(5 - 12 kW)

CALLA VERDE M
(14 - 20 kW)

- Copeland Scroll™ inverter compressor operating in wide power modulation
- R452B Refrigerant R452B with low GWP
- Color touch display
- Cooperation with photovoltaic system
- -25°C Efficient operation at -25°C
- 65°C Up to 65°C of heating water can be obtained
- 15°C Ability to work at low heating water temperatures

CALLA VERDE M with hanging automation module Basic	
Model	**Index**
CALLA VERDE M 5 + Basic	CVM050B10
CALLA VERDE M 7 + Basic	CVM070B10
CALLA VERDE M 9 + Basic	CVM090B10
CALLA VERDE M 12 + Basic	CVM120B10
CALLA VERDE M 14 + Basic	CVM140B10
CALLA VERDE M 16 + Basic	CVM160B10
CALLA VERDE M 18 + Basic	CVM180B10
CALLA VERDE M 20 + Basic	CVM200B10

Accessories	
	Index
NTC external temperature sensor	CVA301
KTY external temperature sensor	CVA302
Internal temperature sensor	CVA303
DHW temperature sensor (5 lm)	CVA304
KTY81 clip-on sensor	CVA310
External unit stand 5 - 7 kW	CVA102
External unit stand 9 - 12 kW	CVA101
1' 230V CH/DHW switching valve	CVA202
Freeze protection valve	CVA201
DN 25 NC zone valve (up to 12 kW)	CVA203
DN 32 NC zone valve (up to 20 kW)	CVA204
Automatic inlet valve 0.3 - 4 bar 1/2" with pressure gauge	CVA205
Silicone heating cable - 2 lm	CVA306
Silicone heating cable - 3 lm	CVA307
Silicone heating cable - 4 lm	CVA308
Silicone heating cable - 6 lm	CVA309

The anti-freeze kit consists of: CVA 201 (2 pcs.), CVA 203 or CVA 204, CVA205, a silicone heating cable of the appropriate length.

In order to improve the product, ***Heiztechnik*** reserves the law to change specifications and equipment. The above prospectus does not constitute an offer within the meaning of commercial law.

CALLA VERDE Style

CALLA VERDE M monoblock heat pump with hanging hydrobox - Style

The pump is designed for **heating and cooling of** confined spaces and production of DWH in an external tank. The compressor and refrigeration system are located in teh external unit.

The internal unit contains an automation system that controls the pump and hydraulic system.

The hydraulic part includes: electronic circulation pump, heating water flow meter, heater contactors, 3-9 kW heater set, magnetic dirt separator, CH safety group (3bar safety valve, 12L diaphragm vessel, CH pressure gauge).

The scope of delivery includes: room temperature sensor and a 3/4" differential discharge valve (to be installed by the installer).

- Copeland Scroll™ inverter compressor operating in wide power modulation
- R452B Refrigerant R452B with low GWP
- Color touch display
- Cooperation with photovoltaic system
- -25°C Efficient operation at -25°C
- 65°C Up to 65°C of heating water can be obtained
- 15°C Ability to work at low heating water temperatures
- Heater 3 - 6 - 9 kW with automatic power gradation
- Magnetic dirt separator

CALLA VERDE M
(5 - 12 kW)

CALLA VERDE M ON A STAND - OPTION
(5 - 12 kW)

CALLA VERDE M
(14 - 20 kW)

CALLA VERDE M with hanging hydrobox Style	
Model	**Index**
CALLA VERDE M 5 + Style	CVM050S11
CALLA VERDE M 7 + Style	CVM070S11
CALLA VERDE M 9 + Style	CVM090S11
CALLA VERDE M 12 + Style	CVM120S12
CALLA VERDE M 14 + Style	CVM140S12
CALLA VERDE M 16 + Style	CVM160S12
CALLA VERDE M 18 + Style	CVM180S12
CALLA VERDE M 20 + Style	CVM200S12

Accessories	
	Index
NTC external temperature sensor	CVA301
KTY external temperature sensor	CVA302
Internal temperature sensor	CVA303
DHW temperature sensor (5 lm)	CVA304
KTY81 clip-on sensor	CVA310
External unit stand 5 - 7 kW	CVA102
External unit stand 9 - 12 kW	CVA101
1' 230V CH/DHW switching valve	CVA202
Freeze protection valve	CVA201
DN 25 NC zone valve (up to 12 kW)	CVA203
DN 32 NC zone valve (up to 20 kW)	CVA204
Automatic inlet valve 0.3 - 4 bar 1/2" with pressure gauge	CVA205
Silicone heating cable - 2 lm	CVA306
Silicone heating cable - 3 lm	CVA307
Silicone heating cable - 4 lm	CVA308
Silicone heating cable - 6 lm	CVA309

The anti-freeze kit consists of: CVA 201 (2 pcs.), CVA 203 or CVA 204, CVA205, a silicone heating cable of the appropriate length.

In order to improve the product, ***Heiztechnik*** reserves the law to change specifications and equipment. The above prospectus does not constitute an offer within the meaning of commercial law.

CALLA VERDE Comfort

CALLA VERDE M monoblock heat pump - Comfort

The pump is designed for **heating and cooling of** confined spaces and production of DWH in an integrated tank. The compressor and refrigeration system are located in teh external unit.
The internal unit contains an automation system that controls the pump and hydraulic system.

The hydraulic part includes: 1 direct CH circuit, 1 DHW circuit with 250/275L tank, electronic circulation pump, CH/DHW switching valve, heating water flow meter, heater contactors, 3-9 kW heater set, magnetic dirt separator, CH safety group (3bar safety valve, 12L diaphragm vessel, CH pressure gauge).

The scope of delivery includes: room temperature sensor and a 3/4" differential discharge valve (to be installed by the installer).

- Copeland Scroll™ inverter compressor operating in wide power modulation
- Refrigerant R452B with low GWP
- Color touch display
- Cooperation with photovoltaic system
- Efficient operation at -25°C
- Up to 65°C of heating water can be obtained
- Ability to work at low heating water temperatures
- Heater 3 - 6 - 9 kW with automatic power gradation
- Magnetic dirt separator
- DHW tank

CALLA VERDE M with standing hydrobox Comfort	
Model	**Index**
CALLA VERDE M 5 + Comfort	CVM050C11
CALLA VERDE M 7 + Comfort	CVM070C11
CALLA VERDE M 9 + Comfort	CVM090C11
CALLA VERDE M 12 + Comfort	CVM120C11
CALLA VERDE M 14 + Comfort	CVM140C12
CALLA VERDE M 16 + Comfort	CVM160C12
CALLA VERDE M 18 + Comfort	CVM180C12
CALLA VERDE M 20 + Comfort	CVM200C12

Accessories	
	Index
NTC external temperature sensor	CVA301
KTY external temperature sensor	CVA302
Internal temperature sensor	CVA303
DHW temperature sensor (5 lm)	CVA304
KTY81 clip-on sensor	CVA310
External unit stand 5 - 7 kW	CVA102
External unit stand 9 - 12 kW	CVA101
Upper assembly for Comfort	CVA103
Magnesium anode - comfort S (250l)	CVA206
Magnesium anode - comfort M (275l)	CVA207
Titanium anode	CVA209
Freeze protection valve	CVA201
DN 25 NC zone valve (up to 12 kW)	CVA203
DN 32 NC zone valve (up to 20 kW)	CVA204
Automatic inlet valve 0.3 - 4 bar 1/2" with pressure gauge	CVA205
Silicone heating cable - 2 lm	CVA306
Silicone heating cable - 3 lm	CVA307
Silicone heating cable - 4 lm	CVA308
Silicone heating cable - 6 lm	CVA309

The anti-freeze kit consists of: CVA 201 (2 pcs.), CVA 203 or CVA 204, CVA205, a silicone heating cable of the appropriate length.

In order to improve the product, ***Heiztechnik*** reserves the law to change specifications and equipment. The above prospectus does not constitute an offer within the meaning of commercial law.

CALLA VERDE Comfort II

CALLA VERDE M monoblock heat pump - Comfort II

The pump is designed for **heating and cooling of** confined spaces and production of DWH in an integrated tank. The compressor and refrigeration system are located in teh external unit.
The internal unit contains an automation system that controls the pump and hydraulic system.

The hydraulic part includes: 1 direct CH circuit, 1 circuit with mixing valve, 1 DHW circuit with 250/275L tank, electronic circulation pump, CH/DHW switching valve, heating water flow meter, heater contactors, 3-9 kW heater set, magnetic dirt separator, CH safety group (3bar safety valve, 12L diaphragm vessel, CH pressure gauge).

The scope of delivery includes: room temperature sensor and a 3/4" differential discharge valve (to be installed by the installer).

- Copeland Scroll™ inverter compressor operating in wide power modulation
- R452B Refrigerant R452B with low GWP
- Color touch display
- Cooperation with photovoltaic system
- -25°C Efficient operation at -25°C
- 65°C Up to 65°C of heating water can be obtained
- 15°C Ability to work at low heating water temperatures
- Heater 3 - 6 - 9 kW with automatic power gradation
- Magnetic dirt separator
- CWU DHW tank

CALLA VERDE M with standing hydrobox Comfort II	
Model	**Indeks**
CALLA VERDE M 5 + Comfort II	CVM050C21
CALLA VERDE M 7 + Comfort II	CVM070C21
CALLA VERDE M 9 + Comfort II	CVM090C21
CALLA VERDE M 12 + Comfort II	CVM120C21
CALLA VERDE M 14 + Comfort II	CVM140C22
CALLA VERDE M 16 + Comfort II	CVM160C22
CALLA VERDE M 18 + Comfort II	CVM180C22
CALLA VERDE M 20 + Comfort II	CVM200C22

Accessories	
	Index
NTC external temperature sensor	CVA301
KTY external temperature sensor	CVA302
Internal temperature sensor	CVA303
DHW temperature sensor (5 lm)	CVA304
KTY81 clip-on sensor	CVA310
External unit stand 5 - 7 kW	CVA102
External unit stand 9 - 12 kW	CVA101
Upper assembly for Comfort	CVA103
Magnesium anode - comfort S (250l)	CVA206
Magnesium anode - comfort M (275l)	CVA207
Titanium anode	CVA209
Freeze protection valve	CVA201
DN 25 NC zone valve (up to 12 kW)	CVA203
DN 32 NC zone valve (up to 20 kW)	CVA204
Automatic inlet valve 0.3 - 4 bar 1/2" with pressure gauge	CVA205
Silicone heating cable - 2 lm	CVA306
Silicone heating cable - 3 lm	CVA307
Silicone heating cable - 4 lm	CVA308
Silicone heating cable - 6 lm	CVA309

The anti-freeze kit consists of: CVA 201 (2 pcs.), CVA 203 or CVA 204, CVA205, a silicone heating cable of the appropriate length.

In order to improve the product, ***Heiztechnik*** reserves the law to change specifications and equipment. The above prospectus does not constitute an offer within the meaning of commercial law.

CALLA VERDE Comfort II - hydraulic diagram

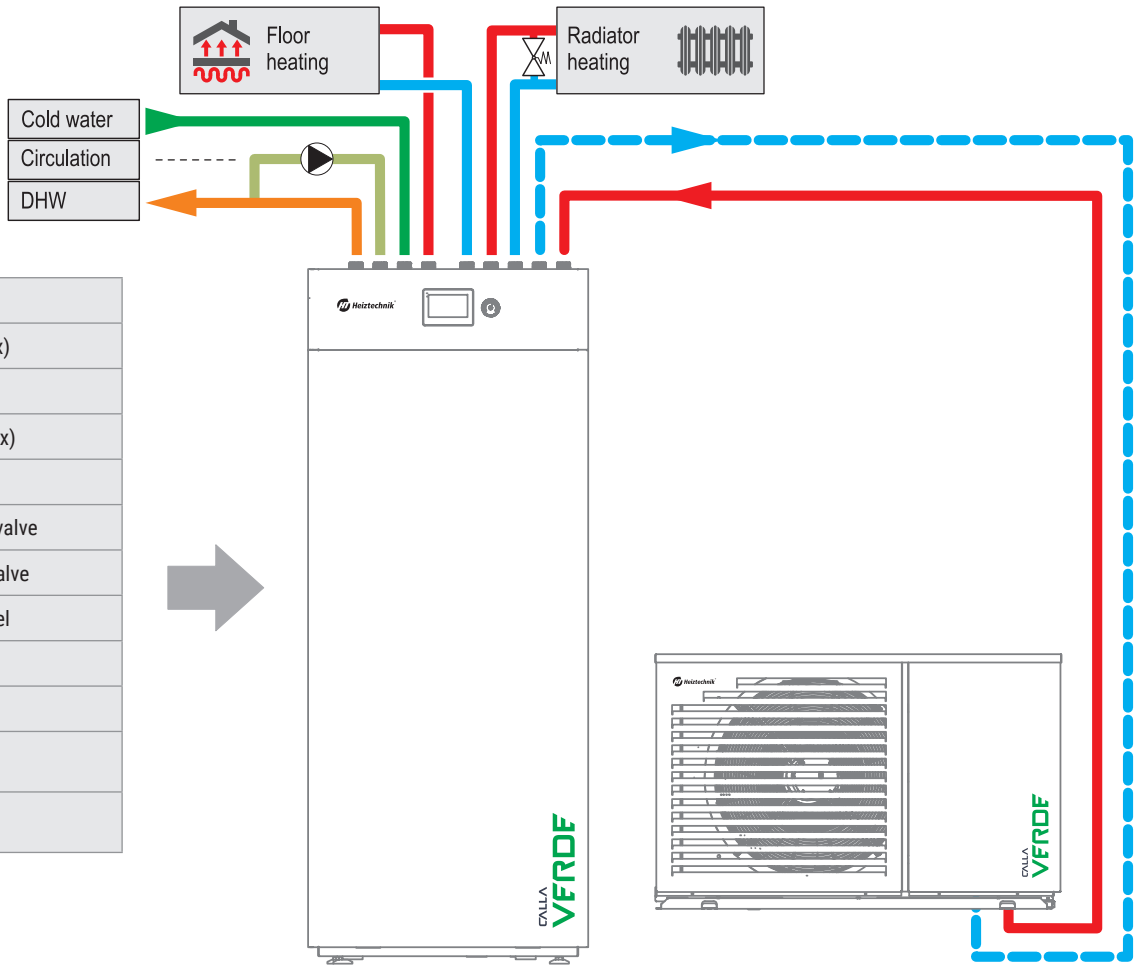

	Relief valve
	Non-return valve (2x)
	Flow meter
	Circulation pump (2x)
	Electric heater
	Three-way diverter valve
	Three-way mixing valve
	12l expansion vessel
	Manometer
	3 bar safety valve
	Magnetic separator
	DHW exchanger

CALLA VERDE Style - hydraulic diagram

	Relief valve
	Flow meter
	Circulation pump
	Electric heater
	12l expansion vessel
	Manometer
	3 bar safety valve
	Magnetic separator

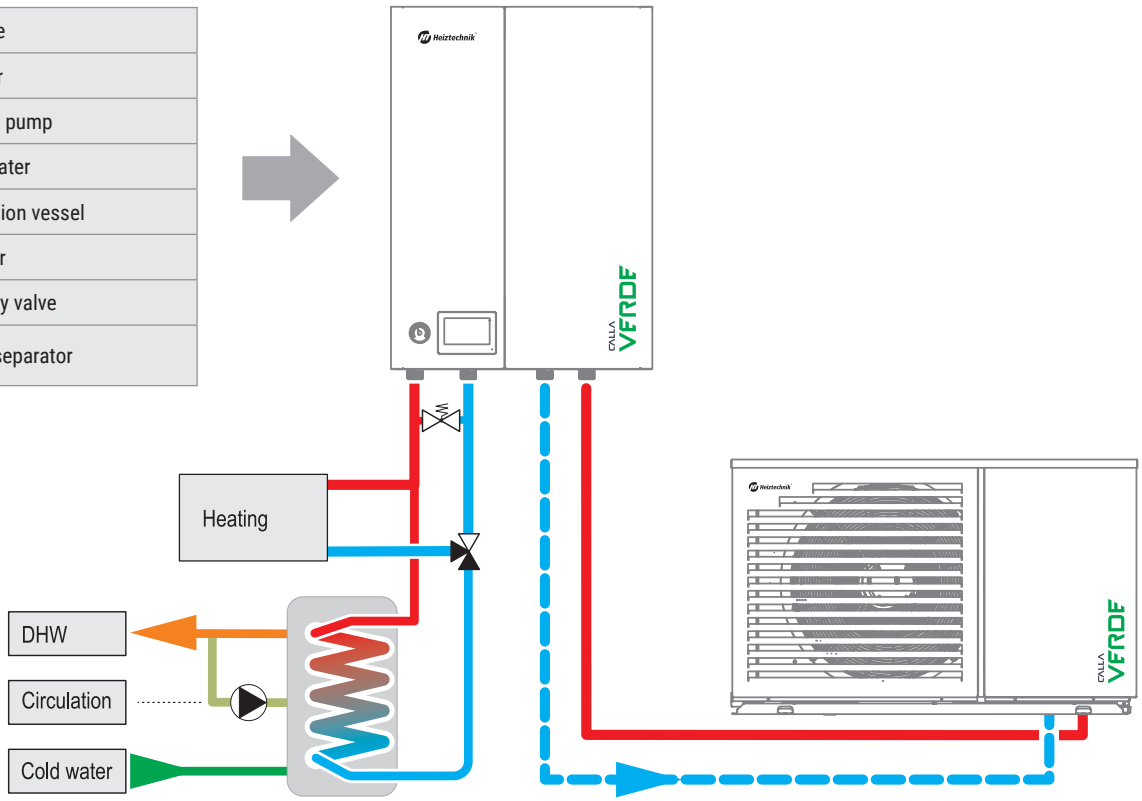

In order to improve the product, ***Heiztechnik*** reserves the law to change specifications and equipment. The above prospectus does not constitute an offer within the meaning of commercial law.

Distributor on the profile 1” for underfloor heating

The 70E distributor includes:

- supply beam
  A - rotameters with maximum flow 2,4L/min
  B - eurocones 1/2” x 3/4” with O-ring
  G - clamps for the pipe pex/all/pex
- return beam
  E - thermostatic valves adopted to the mounting of thermic motors with M30X1,5 thread
  D - eurocones 1/2” x 3/4” with O-ring
  G - clamps for the pipe pex/all/pex
- 2 mounting fittings with shock-absorbers
  I - 2 plugs 1” with O-ring for a key

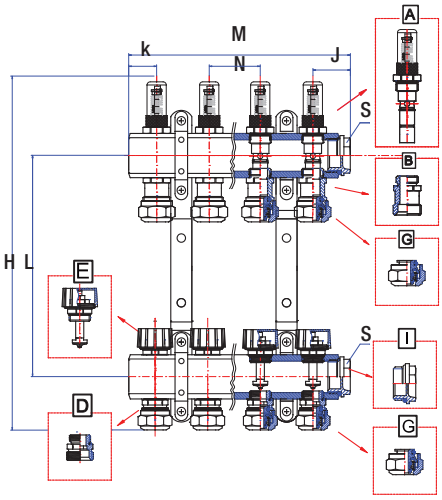

Circuits	G	L	H	M	N	K	S	J	Package	Palette	kg	Index
2	1/2”	235	338	110	50	25	30	35	1	120	2,26	CVA416
3	1/2”	235	338	160	50	25	30	35	1	120	3,08	CVA417
4	1/2”	235	338	210	50	25	30	35	1	120	3,90	CVA418
5	1/2”	235	338	260	50	25	30	35	1	72	4,72	CVA419
6	1/2”	235	338	310	50	25	30	35	1	72	5,54	CVA420
7	1/2”	235	338	360	50	25	30	35	1	72	6,37	CVA421
8	1/2”	235	338	410	50	25	30	35	1	48	7,19	CVA422
9	1/2”	235	338	460	50	25	30	35	1	48	8,01	CVA423
10	1/2”	235	338	510	50	25	30	35	1	48	8,83	CVA424
11	1/2”	235	338	560	50	25	30	35	1	36	9,65	CVA425
12	1/2”	235	338	610	50	25	30	35	1	36	10,48	CVA426
13	1/2”	235	338	660	50	25	30	35	1	36	11,30	CVA427
14	1/2”	235	338	710	50	25	30	35	1	36	12,12	CVA428
15	1/2”	235	338	760	50	25	30	35	1	36	12,94	CVA429

Distributor on the profile 1” for underfloor heating with venting and filling valves

The 71E distributor includes:

- supply beam with additional section
  C - drain valves for hose
  H - automatic air vent with stop valve
  A - rotameters with maximum flow 2,4L/min
  B - eurocones 1/2” x 3/4” with O-ring
  G - clamps for the pipe pex/all/pex
- return beam with additional section
  C - drain valves for hose
  H - automatic air vent with stop valve
  E - thermostatic valves adopted to the mounting of thermic motors with M30X1,5 thread
  D - eurocones 1/2” x 3/4” with O-ring
  G - clamps for the pipe pex/all/pex
- 2 mounting fittings with shock-absorbers
  I - 2 plugs 1” with O-ting for a key

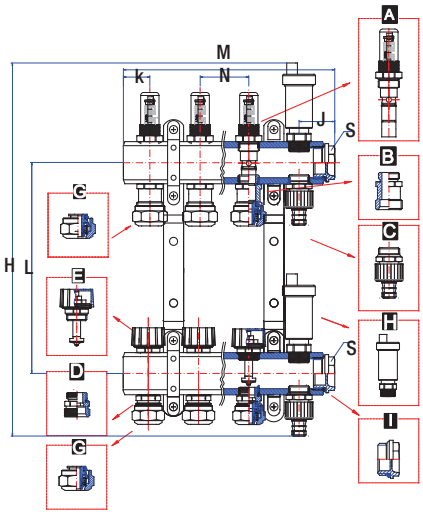

Circuits	G	L	H	M	N	K	S	J	Package	Palette	kg	Index
2	1/2”	235	400	160	50	25	30	35	1	120	3,13	CVA402
3	1/2”	235	400	210	50	25	30	35	1	120	3,96	CVA403
4	1/2”	235	400	260	50	25	30	35	1	120	4,78	CVA404
5	1/2”	235	400	310	50	25	30	35	1	72	5,60	CVA405
6	1/2”	235	400	360	50	25	30	35	1	72	6,42	CVA406
7	1/2”	235	400	410	50	25	30	35	1	72	7,24	CVA407
8	1/2”	235	400	460	50	25	30	35	1	48	8,07	CVA408
9	1/2”	235	400	510	50	25	30	35	1	48	8,89	CVA409
10	1/2”	235	400	560	50	25	30	35	1	48	9,71	CVA410
11	1/2”	235	400	610	50	25	30	35	1	36	10,53	CVA411
12	1/2”	235	400	660	50	25	30	35	1	36	11,35	CVA412
13	1/2”	235	400	710	50	25	30	35	1	36	12,18	CVA413
14	1/2”	235	400	760	50	25	30	35	1	36	13,00	CVA414
15	1/2”	235	400	810	50	25	30	35	1	36	13,82	CVA415

The dimensions given may vary from actual dimensions to 2%. Other detailed dimensions are available on the website.
In order to improve the product, ***Heiztechnik*** reserves the law to change specifications and equipment. The above prospectus does not constitute an offer within the meaning of commercial law.

Heiztechnik®

CALLA

HEAT PUMPS

Technical service for heat pumps	+48 515 415 513

TECHNICAL AND TRADE CONSULTING

North - West Poland	+48 573 212 565
Northern Poland - the central part	+48 784 051 572
North - East Poland	+48 571 204 005
Central Poland	+48 664 030 478
South - West Poland	+48 798 835 222
South Poland - the central part	+48 514 111 976
South - East Poland	+48 784 051 574
Support for design offices	+48 515 105 458

TECHNICAL SERVICE

+48 664 784 500

+48 664 784 600

+48 664 784 700

Distributor

Heiztechnik sp. z o. o.
ul. Drogowców 7 • 83-250 Skarszewy • tel.: + 48 58 588 28 70, +48 58 560 85 57, + 48 58 588 08 21
www.heiztechnik.pl • e-mail: biuro@heiztechnik.pl
NIP 592-214-17-34 • REGON 220362773 • KRS 0000948806